

City of Westminster



Budget in Brief

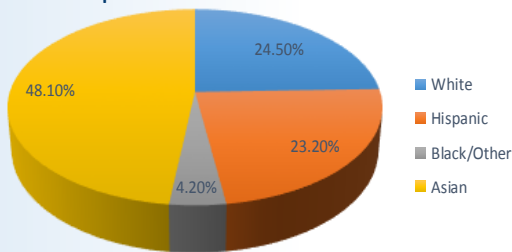
Fiscal Year 2017/2018

Mission Statement

The City of Westminster is committed to providing the highest quality of service ensuring that Westminster is a desirable place to live, work, play and do business.

Demographics

Population: 93,533
Median Age: 40.9
Median Household Income: \$60,426
Racial Composition:



Major Employers

Carrol Hospital Center
Westminster School District
Kindred Hospital-Westminster
Walmart
Target
City of Westminster
Macy's
Honda World
Westminster High School
JC Penney Co

Elected Officials

Mayor Tri Ta
Vice Mayor Tyler Diep
Council Member Sergio Contreras
Council Member Kimberly Ho
Council Member Margie Rice

General Information

Incorporated: 1957
Size of City: 10.6 square miles

Public Works

Streets: 186.6 miles
Traffic Signals: 71
Production Wells: 10
Fire Hydrants: 2,655

Community Services

Parks: 23
Park Acreage: 83.76
Recreation Centers: 2
Senior Centers: 1

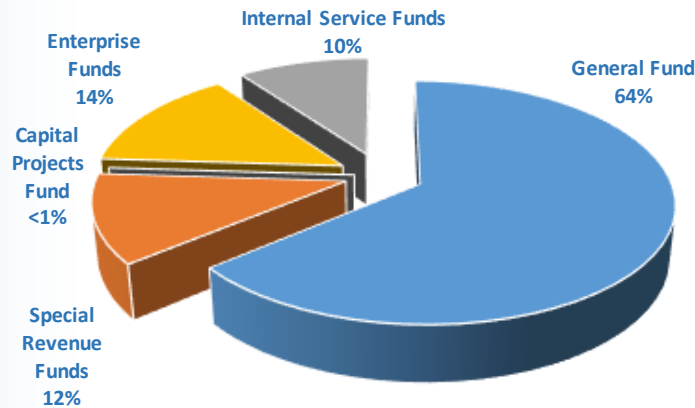
Public Safety

Police Stations: 1
Police Personnel: 150
Patrol Units: 26
Fire Stations: 3
Fire Personnel (OCFA): 51



8200 Westminster Blvd
Westminster CA 92683
(714) 898-3311

Where the Money Comes From



The City’s Total Revenue Budget for Fiscal Year 2017/2018 is \$96.6 million which is a \$1.2 million increase over the prior year. The increase in revenue includes \$13.9 million for Measure SS (transaction tax), plus \$1.8 million in street grants and SB1 funding. The increase is offset by a \$13.6 million decrease in Internal Service Funds which is an accounting adjustment to better represent accounting revenue and expenditures.

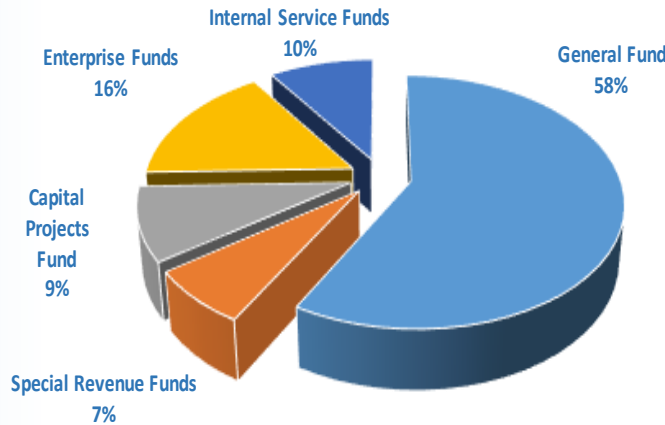
General Fund Revenue Sources

Income for the City’s General Fund is generated primarily from sales tax, property tax, charges for services, licenses and permits.

Westminster is a “low property tax city” meaning a relatively larger share of the City’s property tax revenue goes to the County and other governmental agencies as a result of the Post Proposition 13 tax distribution formula. The City’s General Fund only receives 7 cents of every dollar paid in property tax which is one of the smallest shares of all the cities in Orange County.



Where the Money Goes



The City's Total Expenditure Budget for Fiscal Year 2017/2018 is \$99.8 million. The General Fund accounts for most of the City expenditures followed by the Enterprise or Water Fund at \$16 million and Capital Projects Fund at \$9.5 million. New projects for the year include \$6.4 million for streets and \$1.6 million of water system improvements. Funding is also included for park and building improvements, and city technology and equipment upgrades. Gas Tax, including the new SB1 money, police grants and CDBG are part of the Special Revenue category.

General Fund Expenses

The City's General Fund Budget is balanced for the first time in ten years. Due to the passage of Measure SS, several of the community's priorities have been addressed. Public safety, repairing streets and maintaining the community, and promoting programs to attract businesses are areas where service levels have been increased. In addition, the City Council approved a Reserve Policy and implemented two Section 115 trust accounts to address rising pension costs.

