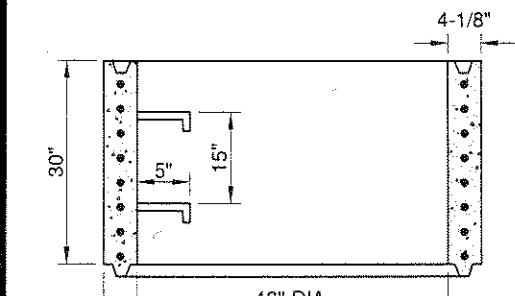
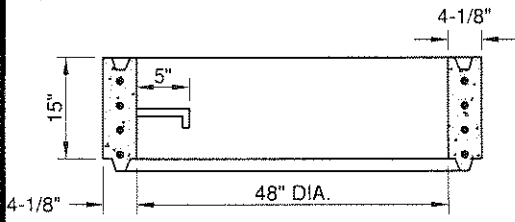


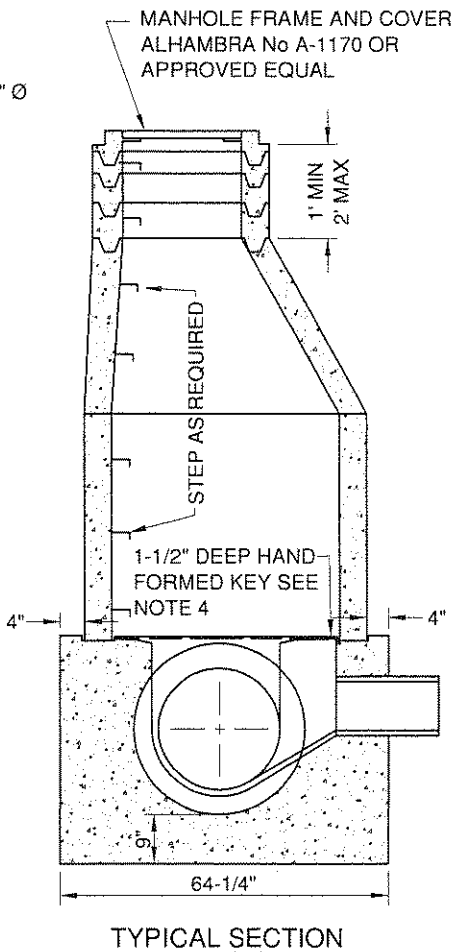
48" x 24" ECCENTRIC CONE



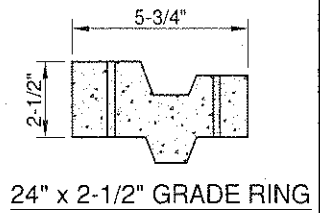
48" x 30" MANHOLE PIPE



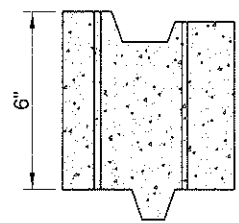
48" x 15" MANHOLE PIPE



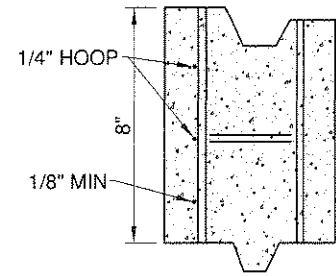
TYPICAL SECTION



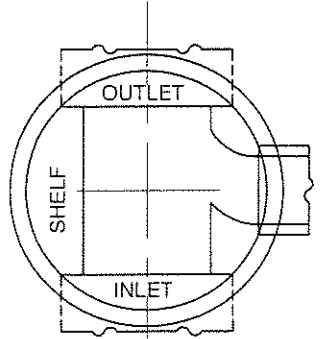
24" x 2-1/2" GRADE RING



24" x 6" GRADE RING



24" x 8" GRADE RING



PLAN

PRECAST SEWER MANHOLE

NOTES:

1. MANHOLE STEPS TO BE 14" WIDE STIRRUP TYPE OF 3/4" Ø GALVANIZED STEEL SPACED NOT TO EXCEED 16" O.C. INSTALLED BY CEMENT MORTAR.
2. GROUT ALL JOINTS AND VOIDS SMOOTH.
3. SELECT APPROPRIATE COMBINATION OF PIPE AND GRADE RINGS TO ARRIVE AT REQUIRED HEIGHT.
4. FORM KEY IN BASE AND SET M.H. IN GROUT AFTER BASE HAS BEEN SET FOR A MIN. OF 24 HRS.
5. CONE SHALL BE CENTRIFUGALLY SPUN.
6. STEPS TO BE SET DOWN STREAM SIDE.

APPROVED:

Mark Jones
P.W. DIRECTOR / CITY ENGINEER

REVISED DATE: 5/15/08



City of Westminster

DEPARTMENT OF PUBLIC WORKS

48" ECCENTRIC CONE
CONCRETE MANHOLE

STANDARD NUMBER

702