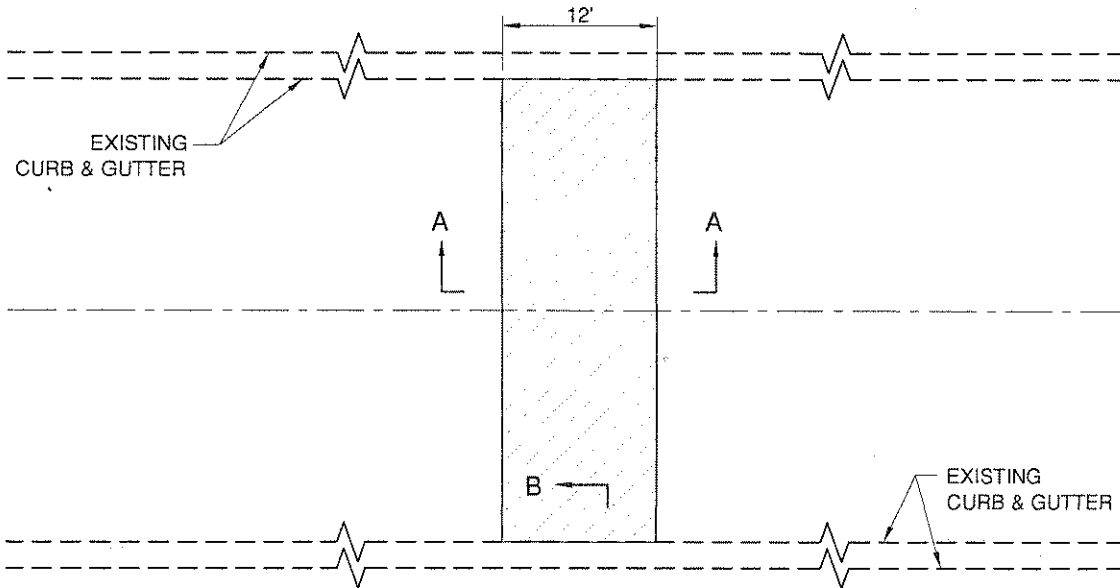
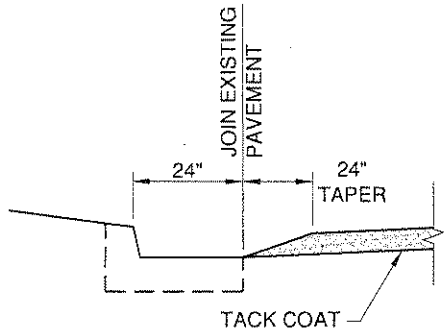


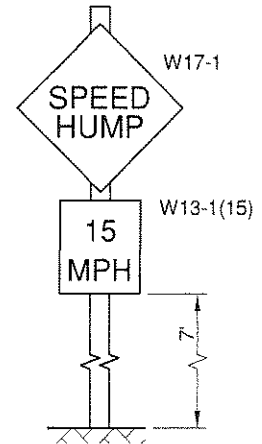
SECTION A-A



PLAN VIEW



SECTION B-B



NOTES:

1. REQUIRED STRIPING SCHEME FOR SPEED HUMP AND ROADWAY SHALL BE IN CONFORMANCE WITH THE CALIFORNIA MANUAL ON UNIFORM TRAFFIC CONTROL DEVICES (MUTCD) LATEST EDITION.
2. PLACEMENT OF ASPHALT TO BE IN ACCORDANCE WITH STANDARD SPECIFICATIONS FOR PUBLIC WORKS CONSTRUCTION LATEST EDITION INCLUDING SUPPLEMENTS.
3. ASPHALT TO BE INSTALLED IN 2-LIFTS. 1" MINIMUM AT HIGHEST POINT.
4. SPEEDHUMP TO BE BUILT TO A HEIGHT OF 3.5" AT THE CENTER WITH A MAXIMUM TOLERANCE OF 0.25". SHAPE SHALL FOLLOW CIRCULAR ARC.

APPROVED:

Marian Youssef
P.W. DIRECTOR / CITY ENGINEER



City of Westminster
DEPARTMENT OF PUBLIC WORKS

SPEED HUMP

STANDARD NUMBER

512A

REVISED DATE: 5/15/08