




W	12" WHITE PAINTED STRIPE
W8"	WHITE PAINTED STRIPE
SW	SOLID WHITE STRIPE 4" OR 8" WIDE PER PLAN (DETAIL "SW" HEREON.)
BW	4" BROKEN WHITE STRIPE. (DETAIL 8 & 10)*
	WHITE PAINTED ARROW
	EXISTING ARROW (PROTECT)
	INSTALL SIGN AS SHOWN
PL	WHITE PAINTED LEGEND (TYPE SHOWN ON PLAN)
PN	WHITE PAINTED MEDIAN NOSE (RAISED MEDIAN)
PTN	WHITE PAINTED MEDIAN NOSE (PAINTED MEDIAN)
DY	DOUBLE YELLOW STRIPE (DETAIL 21 & 23)*
TW	TWO WAY LEFT TURN LANE (DETAIL 31 & 33)*
(E)	EXISTING

\* DETAIL NUMBERS IN PARENTHESES REFER TO DETAILS SHOWN IN THE CALIFORNIA MANUAL ON UNIFORM TRAFFIC CONTROL DEVICES (MUTCD)

NOTE:

1. WHEN TWO DETAIL NUMBERS ARE CALLED OUT, THE CONTRACTOR SHALL PLACE TWO COATS OF PAINT PER THE FIRST DETAIL AND THEN PLACE RAISED PAVEMENT MARKERS PER THE SECOND DETAIL.
2. NON-REFLECTIVE YELLOW MARKERS SHALL BE PLACED ON THE LINE.
3. TWO-WAY YELLOW RETROREFLECTIVE MARKERS SHALL BE PLACED OFF THE SOLID LINE.

APPROVED:

*William Youssef*  
P.W. DIRECTOR / CITY ENGINEER



**City of Westminster**

DEPARTMENT OF PUBLIC WORKS

STRIPING LEGEND

STANDARD NUMBER

100

REVISED DATE: 5/15/08