

# Westminster

## Homeless Street Outreach and Engagement


Matt Bates, Vice President  
January 7, 2020



City Net

# City Net

City Net works to end street-level homelessness through the coordination of community efforts and activities.





# City Net

**Scope:** 70 FTEs, \$5.1M budget,  
Federal/State/County/City/Corporate contracts

## Cities:

**OC** – Anaheim, Brea, Buena Park, Cypress, Fullerton, Garden Grove, La Habra, La Palma, Lake Forest, Newport Beach, Placentia, San Clemente, Santa Ana, Stanton, Tustin, Westminster

- HDAP and HEAP for additional 9 central Orange County cities

**RIV** – Riverside, Corona

**LA** – Bellflower, Whittier (census)

**SBA** – Santa Barbara

**Corporate** – Union Pacific Railroad





# City Net

## Other Key Projects

- Co-Operator of Courtyard Shelter in Santa Ana
- Lead non-profit agency on Flood Control Project near Anaheim Stadium
- 2019 Orange County Point-In-Time Count (plus 24 separate city censuses)

## Results

- **4,000+** street exits with 90% retention (since 2014)
- 1,000+ clients engaged in case management (current)



# Homeless Realities



City Net

# Homelessness Defined:

## Two Federal Agencies, Two Very Different Definitions

### 1. Department of Housing and Urban Development (HUD) Definition:

“People who are living in a place not meant for human habitation”, meaning you are “homeless” you are living in:

- A homeless shelter or residential program
- The streets
- Abandoned buildings
- Public parks
- “Camping” in riverbed, foothills, freeway off ramps
- A car



# Homelessness Defined:

## Two Federal Agencies, Two Very Different Definitions

### 2. Department of Education Definition:

“An individual who lacks a fixed, regular, and adequate nighttime residence”, meaning you are “homeless” if you meet any of the HUD definitions, but also if you are living in:

- A motel
- A garage or sheltered space not up to code
- “Couch surfing” at a friend’s or relative’s apartment
- “Doubled up” in a house or apartment
- A recreational vehicle



# Homelessness Defined:

## Two Federal Agencies, Two Very Different Definitions

### Orange County Homelessness:

HUD:	1,971 children
Department of Education:	32,000 children





# 2019 Homelessness

- United States: 552,830
- California: 134,278
- Orange County: 6,860
- Westminster: 213



# Westminster Homelessness

## April 2017 City Net Census


- 126

## Jan 2019 PIT

- 184
  - 159 unsheltered
  - 25 sheltered)

## December 2019 City Net Census

- 213



City Net

# Census of Homeless Individuals in Westminster: 2019 Data Summary

**Total Individuals Surveyed** 213

## Refused survey

	Count	% of 213
No	139	65.26%
Yes	74	34.74%

## Gender

	Count	% of 139
Man	106	76.26%
Woman	32	23.02%
Doesn't Know	1	0.72%

## Age

	Count	% of 149
<19	10	6.71%
20s	6	4.03%
30s	25	16.78%
40s	26	17.45%
50s	60	40.27%
60s	20	13.42%
70+	2	1.34%

## Receiving CalFresh

	Count	% of 135
No	46	34.07%
Yes	89	65.93%

## Veteran

	Count	% of 136
No	123	90.44%
Yes	13	9.56%

## Health Insurance\*

	Count	% of 132
MediCal	89	67.42%
Medical & Medicare	3	2.27%
Medicare	3	2.27%
Medical & VA	1	0.76%
Medical & Other	1	0.76%
VA	1	0.76%
Private Pay Health Insurance	1	0.76%
Other- Refused to state source	1	0.76%
No Insurance	32	24.24%

## Case Management

	Count	% of 119
No	17	14.29%
Yes	102	85.71%

\*Respondents were allowed to select more than one answer.

1. Data contained is all self-reported by respondents.
2. While measures were taken to account for the census being conducted over multiple days, artificial inflation of total count by individuals refusing survey cannot be ruled out.
3. Duplicate respondents were removed when possible based on reported demographic information.
4. 24 individuals contacted by City Net Outreach in the 30 days prior to the census were included in the finalized data set.


For questions regarding the census or this data set, please contact City Net at [info@citynet.org](mailto:info@citynet.org)



# Root Cause of Homelessness

Homelessness is an **economic condition**— the financial difference between cost of housing and the resources to which an individual has access in order to pay for housing.

There are plenty of people who don't work/don't want to work, with addictions, with mental health issues, etc., who *are* housed.



# Root Cause of Homelessness: 2017 OC United Way/UCI cost study data

## Top Three Reasons for Becoming Homeless:

- 40%: Cannot secure or retain jobs with sustainable wages
- 36%: Cannot find or retain affordable housing
- 28%: Family breakdown

Source: 2017 HOMELESSNESS IN ORANGE COUNTY: The Costs to Our Community  
An Orange County United Way, Jamboree & UCI Sponsored Study



City Net

# Underlying Conditions

1. Living wage-- those working full-time at low-end of wage scale struggle to afford housing
2. Housing shortage – 2% vacancy rate in Orange County
3. Mental illness
4. Addiction
5. Lack of coordination of existing resources

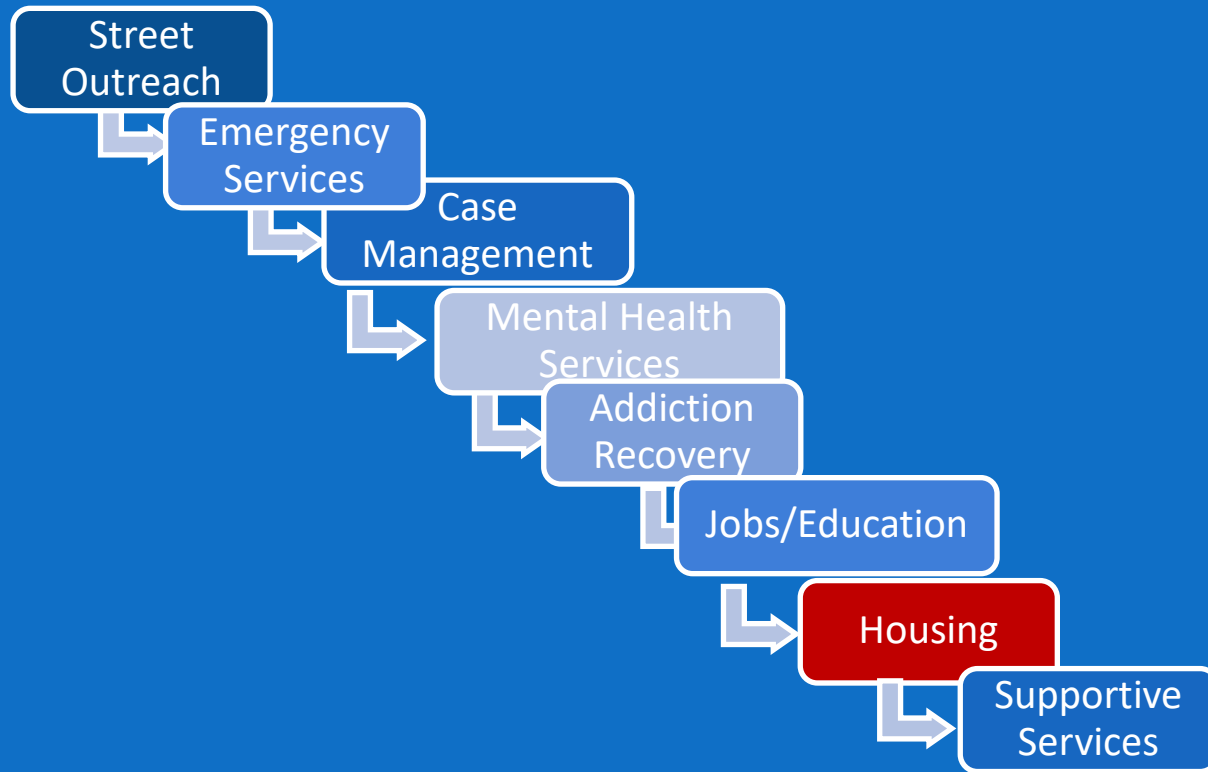


# City Net's Role



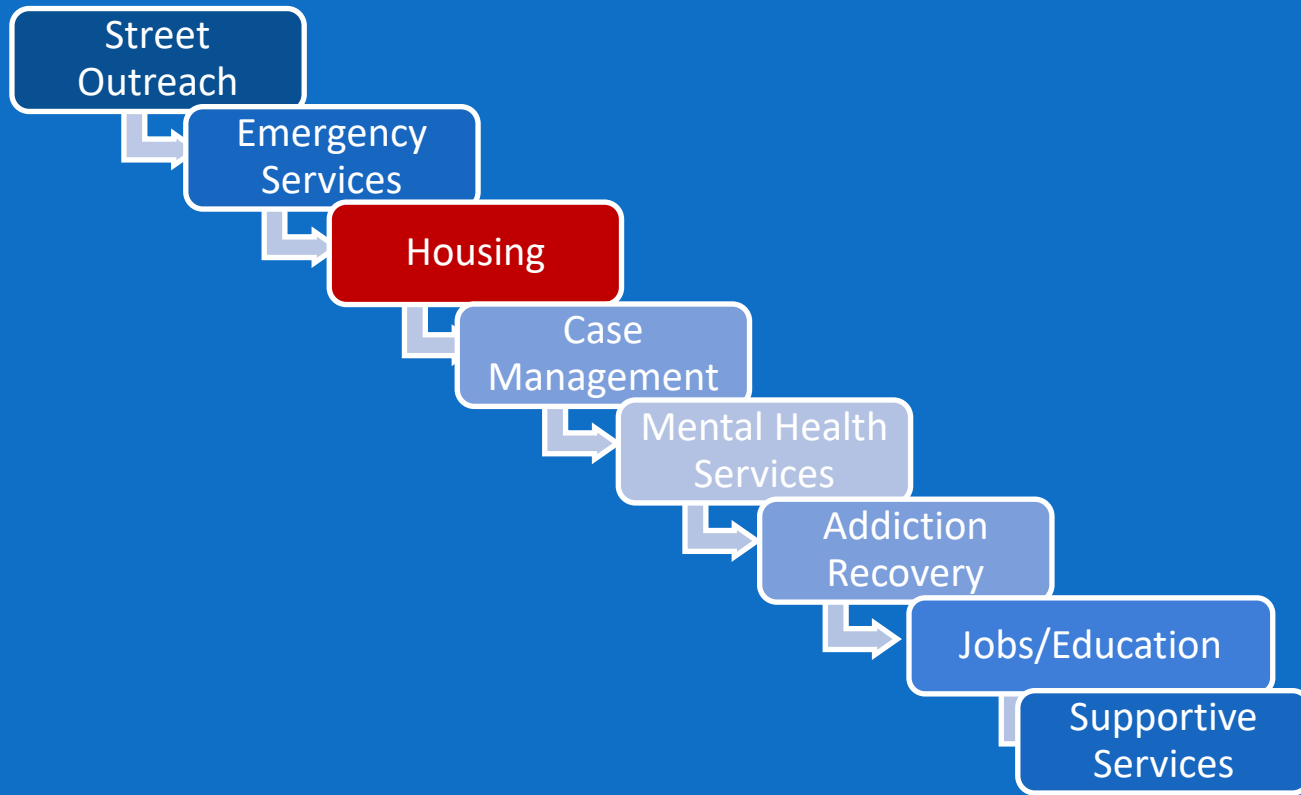
City Net

# Homelessness Continuum of Care: Transitional Housing Model

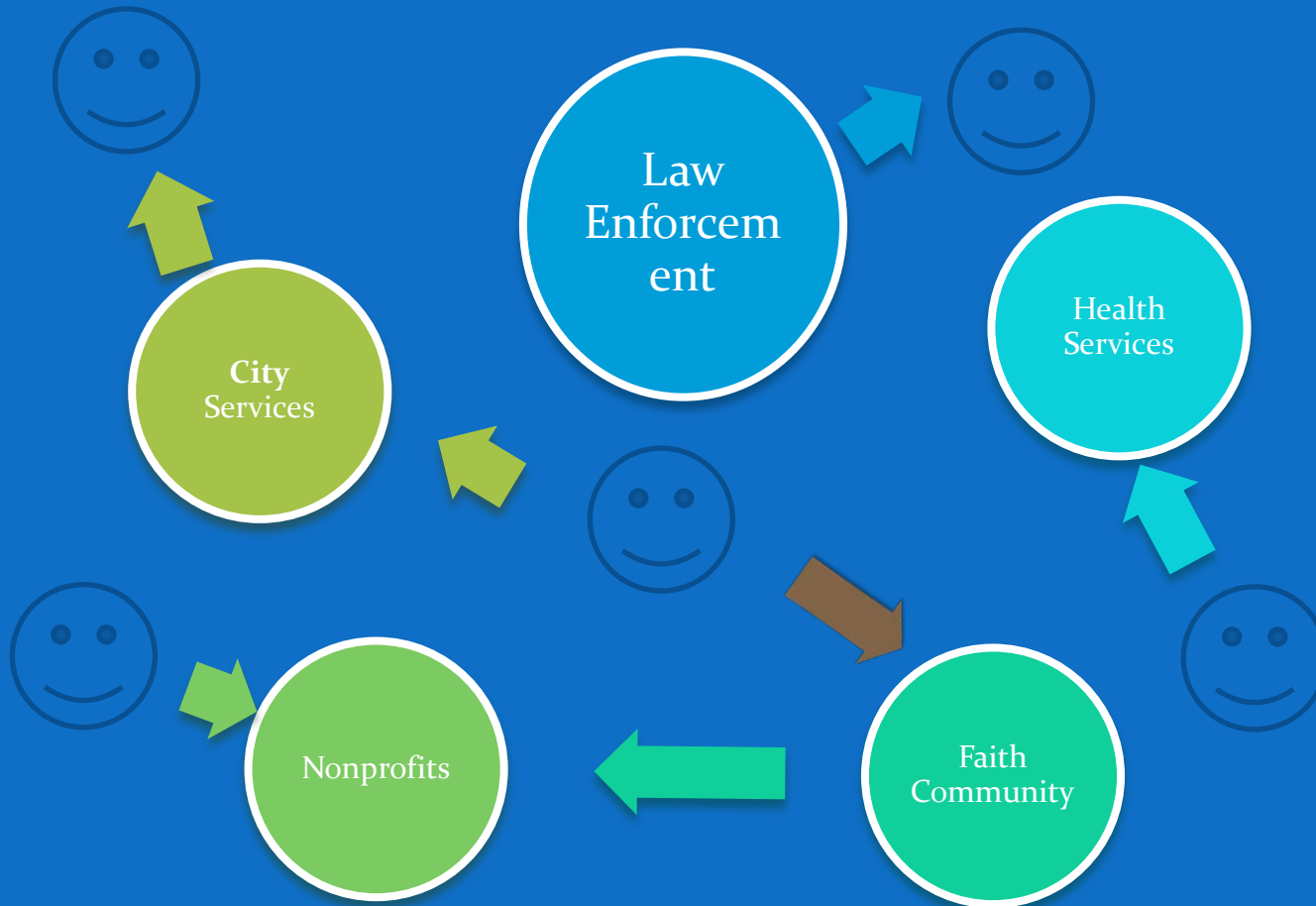




# Homelessness Continuum of Care: Housing First Model



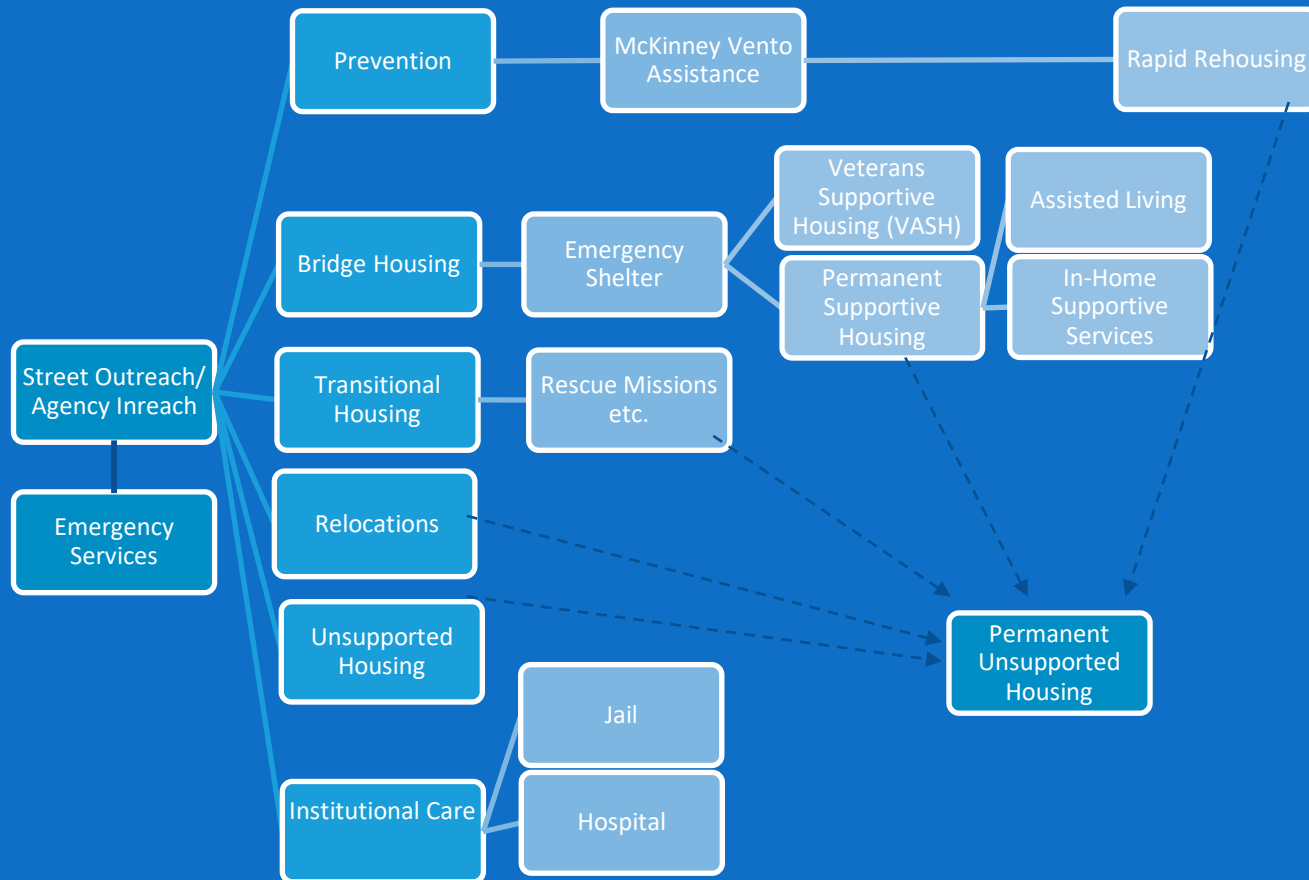
# Typical Service Model



# Coordinated Service Model



# Housing Matrix:



# City Net's Partnership with Westminster

1. Censuses
2. Street Outreach
3. Case Management
4. Partnership Development & Integration
5. Street Exits



# City Net's Results in Westminster

	Outreach Contacts	Outreach Line Calls	Client Engagement	GOAL: Street Exits	ACTUAL: Street Exits
<b>April-June 2017</b>	254		14	15	9
<b>July-Sep 2017</b>	98		33	15	21
<b>Oct-Dec 2017</b>	71		66	15	37
<b>Jan-Mar 2018</b>	59		67	15	18
<b>April-June 2018</b>	307		100	15	31
<b>July-Sep 2018</b>	116		109	15	9
<b>Oct-Dec 2018</b>	158		118	15	17
<b>Jan-Mar 2019</b>	149		124	15	8
<b>April-June 2019</b>	111	80	107	15	6
<b>July 2019</b>	39	29	102	5	2
<b>Aug 2019</b>	26	18	94	5	1
<b>Sept 2019</b>	72	36	81	5	5
<b>Oct 2019</b>	63	23	72	5	3
<b>Nov 2019</b>	28	25	68	5	2
<b>TOTAL</b>	<b>1,551</b>	<b>211</b>		<b>160</b>	<b>169</b>

- Annual net societal cost savings for exiting 169 homeless neighbors from the streets: \$1,476,384.
- 65 (38%) of the street exits were directly into placements that HUD classifies as “permanent” placements; the others are sheltered in more temporary arrangements with the hopes of transferring into permanent housing.
- 57 of the exited clients are children.



# Westminster

## Homeless Street Outreach and Engagement

Matt Bates, Vice President  
January 7, 2020



City Net