



# 2024 Water Quality Report

Data from 2023

Westminster's water quality is equal to or better than what is required to safeguard public health.

## Water Quality Excellence

Coronet Park  
WATER CONSERVATION GARDEN





# Your 2024 Water Quality Report

Since 1990, California public water utilities have been providing an annual Water Quality Report to their customers. **This year's report covers all drinking water quality testing performed in calendar year 2023.**

The City of Westminster Water Division vigilantly safeguards its water supply and, as in years past, the water delivered to your home meets the quality standards required by federal and state regulatory agencies. The U.S. Environmental Protection Agency (USEPA) and the State Water Resources Control Board, Division of Drinking Water (SWRCB) are the agencies responsible for establishing and enforcing drinking water quality standards.

In some cases, the City goes beyond what is required by



testing for unregulated constituents that may have known health risks but do not have drinking water standards. In addition, the Orange County Water District (OCWD), which manages the groundwater basin, and the Metropolitan Water District of Southern California (MWDSC), which supplies imported treated surface water to the City, test for unregulated constituents in our water supply. Unregulated constituent monitoring helps USEPA and SWRCB determine where certain constituents occur and whether new standards need to be established for those constituents.



Whitsett Intake Pumping Plant on the Colorado River.

## Quality Water is Our Priority

Turn the tap and the water flows, as if by magic. Or so it seems. The reality is considerably different, however. Delivering high-quality drinking water to our customers is a scientific and engineering feat that requires considerable effort and talent to ensure the water is always there, always safe to drink.



Because tap water is highly regulated by state and federal laws, water treatment and distribution operators must be licensed and are required to complete on-the-job training and technical education before becoming a state certified operator.

Our licensed water professionals have an understanding of a wide range of subjects, including mathematics, biology, chemistry, physics, and engineering. Some of the tasks they complete on a regular basis include:

- Operating and maintaining equipment to purify and clarify water;
- Monitoring and inspecting machinery, meters, gauges, and operating conditions;
- Conducting tests and inspections on water and evaluating the results;
- Documenting and reporting test results and system operations to regulatory agencies; and
- Serving our community through customer support, education, and outreach.

So, the next time you turn on your faucet, think of the skilled professionals who stand behind every drop.

Through drinking water quality compliance testing programs carried out by OCWD for groundwater, MWDSC for treated surface water, and the Westminster Water Division for the water production and distribution system, your drinking water is constantly monitored from source to tap for regulated and unregulated constituents.

The State allows Westminster to monitor for some contaminants less than once per year because the concentrations of these contaminants do not change frequently.

Some of our data, though representative, are more than one year old.

**This report contains important information about your drinking water. Translate it, or speak with someone who understands it.**

*Este informe contiene información muy importante sobre su agua potable. Para más información ó traducción, favor de contactar a Mr. Roberto Anaya.*

*Telefono: (714) 548-3694.*

**Bản báo cáo có ghi những chi tiết quan trọng về phẩm chất nước trong cộng đồng quý vị. Hãy nhờ người thông dịch, hoặc hỏi một người bạn biết rõ về vấn đề này.**

يحتوي هذا التقرير على معلومات هامة عن نوعية ماء الشرب في منطقتك. يرجى ترجمته، أو ابحث التقرير مع صديق لك يفهم هذه المعلومات جيداً.

这份报告中有些重要的信息，讲到关于您所在社区的水的品质。请您找人翻译一下，或者请能看得懂这份报告的朋友给您解释一下。

この資料には、あなたの飲料水についての大切な情報が書かれています。内容をよく理解するために、日本語に翻訳して読むか説明を受けてください。

이 보고서에는 귀하가 거주하는 지역의 수질에 관한 중요한 정보가 들어 있습니다. 이것을 번역하거나 충분히 이해하시는 친구와 상의하십시오.

# Constant Monitoring Ensures Continued Excellence

## Sources of Supply

The City of Westminster's water supply is a blend of groundwater managed by the Orange County Water District (OCWD) and water imported from Northern California and the Colorado River. Imported water is purchased from MWDSC by the Municipal Water District of Orange County (MWDOC), who distributes it to water agencies in Orange County. Groundwater comes from a natural underground aquifer that is replenished with water from the Santa Ana River, local rainfall, and imported water. The groundwater basin is 350 square miles and lies beneath north and central Orange County from Irvine to the Los Angeles border, and from Yorba Linda to the Pacific Ocean.

Westminster has 9 groundwater wells located throughout the City and three import water connections. On average, 75% of our drinking water is produced from our groundwater wells and 25% is imported, but for the Calendar Year 2023 Westminster pumped 100% groundwater.



## Orange County's Water Future

For years, Orange County has enjoyed an abundant, seemingly endless supply of high-quality water. However, as water demand continues to increase statewide, we must be even more conscientious about our water supply and maximize the efficient use of this precious natural resource.

OCWD and MWDOC work cooperatively to evaluate new and innovative water management and supply development programs, including water reuse and recycling, wetlands expansion, recharge facility construction, ocean and brackish water desalination, surface storage and water use efficiency programs. These efforts are helping to enhance long-term countywide water reliability and water quality.

Westminster would consider future participation in the Ocean Water Desalination Program if costs of program participation and costs of water supplied by the Program were comparable to that of groundwater or imported water. More information from OCWD and MWDOC would be needed to determine how Westminster could be incorporated into the regional water system used for the delivery of desalinated water.

## Basic Information About Drinking Water Contaminants

The sources of drinking water (both tap water and bottled water) include rivers, lakes, streams, ponds, reservoirs, springs and wells. As water travels over the surface of land or through the layers of the ground it dissolves naturally occurring minerals and, in some cases, radio-active material, and can pick up substances resulting from the presence of animal and human activity.



Contaminants that may be present in source water include:

- ◆ **Microbial contaminants**, such as viruses and bacteria, may come from sewage treatment plants, septic systems, agricultural livestock operations and wildlife.
- ◆ **Inorganic contaminants**, such as salts and metals, can be naturally occurring or result from urban storm runoff, industrial or domestic wastewater discharges, oil and gas production, mining and farming.
- ◆ **Radioactive contaminants** can be naturally occurring or the result of oil and gas production or mining activities.
- ◆ **Organic chemical contaminants**, including synthetic and volatile organic chemicals, are by-products of industrial

processes and petroleum production, and can also come from gasoline stations, urban storm water runoff, agricultural application and septic systems.

- ◆ **Pesticides and herbicides** may come from a variety of sources such as agriculture, urban storm water runoff and residential uses.

In order to ensure that tap water is safe to drink, USEPA and the SWRCB prescribe regulations that limit the amount of certain contaminants in water provided by public water systems.

The U.S. Food and Drug Administration regulations and California law also establish limits for contaminants in bottled water that must provide the same protection for public health. Drinking water, including bottled water, may reasonably be expected to contain at least small amounts of some contaminants. The presence of contaminants does not necessarily indicate that water poses a health risk.



More information about contaminants and potential health effects can be obtained by calling the USEPA's Safe Drinking Water Hotline at (800) 426-4791.



# We Comply with All State & Federal Water Quality Regulations

## Immunocompromised People

Some people may be more vulnerable to contaminants in drinking water than the general population.

Immunocompromised people, such as those with cancer who are undergoing chemotherapy, persons who have had organ transplants, people with HIV/AIDS or other immune system disorders, some elderly persons, and infants can be particularly at risk to infection. These people should seek advice about drinking water from their health care providers.



USEPA/Centers for Disease Control (CDC) guidelines on appropriate means to lessen the risk of infection by *Cryptosporidium* and other microbial contaminants are available from the Safe Drinking Water Hotline (1-800-426-4791).

## Chloramines

The City of Westminster imports treated drinking water from MWDC. Metropolitan treats its filtered surface water with chloramines, which are chemical disinfectants formed by combining chlorine with ammonia. Chloramines are effective killers of microscopic organisms that may cause disease and



chloramines also help prevent re-growth of bacteria in the City's distribution system. Chloramines form fewer disinfection byproducts than other disinfectants and have no odor when properly used.

People who use kidney dialysis machines may want to take special precautions and consult their physician for the appropriate type of water treatment.

Customers who maintain fish ponds, tanks or aquariums should also make necessary adjustments in water quality treatment as these chloramines are toxic to fish.

For further information or if you have any questions about chloramines, please call Paul Kalix at (714) 548-3699.

## About Lead in Tap Water

If present, elevated levels of lead can cause serious health problems, especially for pregnant women and young children. Lead in drinking water is primarily from materials and components associated with service lines and home plumbing.



The City of Westminster Water Division is responsible for providing high quality drinking water, but cannot control the variety of materials used in plumbing components in your home.

When your water has been sitting for several hours, you can minimize the potential for lead exposure by flushing your tap for 30 seconds to 2 minutes before using water for drinking or cooking.

If you are concerned about lead in your water, you may wish to have your water tested.

Information on lead in drinking water, testing methods, and steps you can take to minimize exposure is available from the Safe Drinking Water Hotline or at: [www.epa.gov/safewater/lead](http://www.epa.gov/safewater/lead).

## Nitrate Advisory

Nitrate in drinking water at levels above 10 ppm is a health risk for infants of less than six months of age. Such nitrate levels in drinking water can interfere with the capacity of the infant's blood to carry oxygen, resulting in a serious illness; symptoms include shortness of breath and blueness of the skin. Nitrate levels above 10 ppm may also affect the ability of the blood to carry oxygen in other individuals, such as pregnant women and those with certain specific enzyme deficiencies. If you are caring for an infant, or you are pregnant, you should ask advice from your health care provider.



## Your Water: Always Available, Always Assured

The Diemer Water Treatment Plant, located in the hills above Yorba Linda, processes up to 520 million gallons of clean water per day — enough to fill the Rose Bowl every 4 hours. The water is a blend from both the Colorado River Aqueduct and the State Water Project. At 212-acres, it's one of the largest water treatment plants in the U.S. It provides nearly half of Orange County's total water supply.



Water flowing from Diemer meets — or exceeds — all state and federal regulations. And it is kept safe from the treatment plant to your tap by constant testing throughout the distribution network.

In addition, the Orange County Water District performs testing on the District's groundwater wells by analyzing for hundreds of compounds, many more than are required by state and federal laws and regulations.

This constant surveillance ensures your drinking water stays within the requirements mandated by the federal Safe Drinking Water Act.

## 2023 City of Westminster Drinking Water Quality Local Groundwater

Chemical	MCL	PHG (MCLG)	Average Amount	Range of Detections	MCL Violation?	Typical Source of Contaminant
<b>Radiologicals – Tested in 2020 and 2023</b>						
Alpha Radiation (pCi/L)	15	(0)	ND	ND – 4.54	No	Erosion of Natural Deposits
Uranium (pCi/L)	20	0.43	5.75	2.13 – 9.17	No	Erosion of Natural Deposits
<b>Inorganic Chemicals – Tested in 2022 and 2023</b>						
Arsenic (ppb)	10	0.004	ND	ND – 2.5	No	Runoff or Leaching from Natural Deposits
Fluoride (ppm)	2	1	0.48	0.39 – 0.54	No	Runoff or Leaching from Natural Deposits
Nitrate (ppm as N)	10	10	1.94	ND – 5.13	No	Agriculture Runoff and Sewage
Nitrate+Nitrite (ppm as N)	10	10	1.94	ND – 5.13	No	Agriculture Runoff and Sewage
Perchlorate (ppb)	6	1	ND	ND – 3.9	No	Industrial Discharge
<b>Secondary Standards* – Tested in 2022 and 2023</b>						
Chloride (ppm)	500*	n/a	40.3	11.5 – 82.4	No	Runoff or Leaching from Natural Deposits
Specific Conductance (µmho/cm)	1,600*	n/a	628	374 – 971	No	Substances that Form Ions in Water
Sulfate (ppm)	500*	n/a	81.4	34.5 – 161	No	Runoff or Leaching from Natural Deposits
Total Dissolved Solids (ppm)	1,000*	n/a	393	234 – 640	No	Runoff or Leaching from Natural Deposits
Turbidity (NTU)	5*	n/a	ND	ND – 0.2	No	Soil Runoff
<b>Unregulated Constituents – Tested in 2022 and 2023</b>						
Alkalinity, total (ppm as CaCO <sub>3</sub> )	Not Regulated	n/a	177	150 – 215	n/a	Runoff or Leaching from Natural Deposits
Boron (ppm)	Not Regulated	n/a	0.012	ND – 0.11	n/a	Runoff or Leaching from Natural Deposits
Bromide (ppm)**	Not Regulated	n/a	0.12	0.035 – 0.341	n/a	Refinery Discharge
Calcium (ppm)	Not Regulated	n/a	78	42 – 128	n/a	Runoff or Leaching from Natural Deposits
Hardness, total (ppm as CaCO <sub>3</sub> )	Not Regulated	n/a	252	138 – 413	n/a	Runoff or Leaching from Natural Deposits
Magnesium (ppm)	Not Regulated	n/a	13.9	8.2 – 23	n/a	Runoff or Leaching from Natural Deposits
Perfluoro Hexane Sulfonic Acid (ppt)	NL = 3	n/a	ND	ND – 4.8	n/a	Industrial Discharge
Perfluoro Octane Sulfonic Acid (ppt)	NL = 6.5	n/a	ND	ND – 5.2	n/a	Industrial Discharge
pH (pH units)	Not Regulated	n/a	7.9	7.8 – 8.1	n/a	Hydrogen Ion Concentration
Potassium (ppm)	Not Regulated	n/a	3.2	2.2 – 4.4	n/a	Runoff or Leaching from Natural Deposits
Sodium (ppm)	Not Regulated	n/a	38.1	33.5 – 53.4	n/a	Runoff or Leaching from Natural Deposits
TOC (Unfiltered) (ppm)**	Not Regulated	n/a	0.18	0.07 – 0.31	n/a	Various Natural and Man-made Sources

ppb = parts-per-billion; ppm = parts-per-million; ppt = parts-per-trillion; pCi/L = picoCuries per liter; NTU = nephelometric turbidity units; µmho/cm = micromhos per centimeter;

ND = not detected; MCL = Maximum Contaminant Level; (MCLG) = federal MCL Goal; PHG = California Public Health Goal; n/a = not applicable; TOC = Total Organic Carbon; TT = treatment technique

\*Constituent is regulated by a secondary standard.

\*\*Bromide and TOC (Unfiltered) were included as part of the unregulated constituents requiring monitoring by USEPA – completed in 2020.

## Chart Legend

### What are Water Quality Standards?

Drinking water standards established by USEPA and SWRCB set limits for substances that may affect consumer health or aesthetic qualities of drinking water. The charts in this report show the following types of water quality standards:

- **Maximum Contaminant Level (MCL):** The highest level of a contaminant that is allowed in drinking water. Primary MCLs are set as close to the PHGs (or MCLGs) as is economically and technologically feasible.
- **Maximum Residual Disinfectant Level (MRDL):** The highest level of a disinfectant allowed in drinking water. There is convincing evidence that addition of a disinfectant is necessary for control of microbial contaminants.
- **Secondary MCLs** are set to protect the odor, taste, and appearance of drinking water.
- **Primary Drinking Water Standard:** MCLs for contaminants that affect health along with their monitoring and reporting requirements and water treatment requirements.
- **Regulatory Action Level (AL):** The concentration of a contaminant which, if exceeded, triggers treatment or other requirements that a water system must follow.

### What is a Water Quality Goal?

In addition to mandatory water quality standards, USEPA and SWRCB have set voluntary water quality goals for some contaminants. Water quality goals are often set at such low levels that they are not achievable in practice and are not directly measurable. Nevertheless, these goals provide useful guideposts and direction for water management practices. The charts in this report include three types of water quality goals:

- **Maximum Contaminant Level Goal (MCLG):** The level of a contaminant in drinking water below which there is no known or expected risk to health. MCLGs are set by USEPA.
- **Maximum Residual Disinfectant Level Goal (MRDLG):** The level of a drinking water disinfectant below which there is no known or expected risk to health. MRDLGs do not reflect the benefits of the use of disinfectants to control microbial contaminants.
- **Public Health Goal (PHG):** The level of a contaminant in drinking water below which there is no known or expected risk to health. PHGs are set by the California Environmental Protection Agency.

### How are Contaminants Measured?

Water is sampled and tested throughout the year. Contaminants are measured in:

- parts per million (ppm) or milligrams per liter (mg/L)
- parts per billion (ppb) or micrograms per liter (µg/L)
- parts per trillion (ppt) or nanograms per liter (ng/L)

## 2023 City of Westminster Distribution System Water Quality

Disinfection Byproducts	MCL (MRDL/MRDLG)	Average Amount	Range of Detections	MCL Violation?	Typical Source of Contaminant
Color (color units)	15*	0.1	ND – 1	No	Erosion of Natural Deposits
Odor (threshold odor number)	3*	1	1	No	Erosion of Natural Deposits
Turbidity (NTU)	5*	0.2	ND – 1.04	No	Erosion of Natural Deposits
Disinfection Byproducts**					
Total Trihalomethanes (ppb)	80	3	ND – 3.3	No	Byproducts of Chlorine Disinfection
Haloacetic Acids (ppb)	60	3	ND – 3.8	No	Byproducts of Chlorine Disinfection
Chlorine Residual (ppm)	(4 / 4)	0.82	0.28 – 1.04	No	Disinfectant Added for Treatment

Eight locations in the distribution system are tested quarterly for disinfection byproducts; twenty-five locations are tested monthly for color, odor and turbidity.

**MRDL** = Maximum Residual Disinfectant Level; **MRDLG** = Maximum Residual Disinfectant Level Goal;

\*Constituent is regulated by a secondary standard to maintain aesthetic qualities.

\*\*Disinfection Byproducts average values are based on a locational running annual average.

## Lead and Copper Action Levels at Residential Taps

	Action Level (AL)	Public Health Goal	90 <sup>th</sup> Percentile Value	Sites Exceeding AL / Number of Sites	AL Violation?	Typical Source of Contaminant
Lead (ppb)	15	0.2	1.31	0 / 38	No	Corrosion of Household Plumbing
Copper (ppm)	1.3	0.3	0.198	0 / 38	No	Corrosion of Household Plumbing

Every three years, at least 30 residences are tested for lead and copper at-the-tap. The most recent set of samples was collected in 2021.

Lead was detected in two samples, none exceeded the regulatory action level (AL). Copper was detected in twenty-five samples; none exceeded the AL. A regulatory action level is the concentration of a constituent which, if exceeded, triggers treatment or other requirements that a water system must follow.

## Unregulated Chemicals Requiring Monitoring in the Distribution System\*\*\*

Chemical	Notification Level	PHG	Average Amount	Range of Detections	Most Recent Sampling Date
Bromochloroacetic Acid (ppb)	n/a	n/a	0.68	ND – 2.7	2020
Bromodichloroacetic Acid (ppb)	n/a	n/a	ND	ND – 2.1	2020
Chlorodibromoacetic Acid (ppb)	n/a	n/a	0.35	ND – 1.3	2020
Dibromoacetic Acid (ppb)	n/a	n/a	0.73	ND – 2.8	2020
Dichloroacetic Acid (ppb)	n/a	MCLG = 0	0.58	ND – 2.8	2020
Manganese (ppb)	SMCL = 50	n/a	4.1	ND – 24.4	2020
Monobromoacetic Acid (ppb)	n/a	n/a	ND	ND – 0.6	2020
Trichloroacetic Acid (ppb)	n/a	MCLG = 20	ND	ND – 2.5	2020

**SMCL** = secondary MCL

\*\*\*Unregulated Chemicals Requiring Monitoring by USEPA - completed in 2020.

## Source Water Assessments

### Imported (MWDSC) Water Assessment

Every five years, MWDSC is required by SWRCB to examine possible sources of drinking water contamination in its State Water Project and Colorado River source waters.

The most recent surveys for MWDSC's source waters are the Colorado River Watershed Sanitary Survey – 2020 Update, and the State Water Project Watershed Sanitary Survey – 2021 Update.



Water from the Colorado River is considered to be most vulnerable to contamination from recreation, urban/stormwater runoff, increasing urbanization in the watershed, and wastewater.

Water supplies from Northern California's State Water Project are most vulnerable to contamination from urban/stormwater runoff, wildlife, agriculture, recreation, and wastewater.

USEPA also requires MWDSC to complete one Source Water Assessment (SWA) that utilizes information collected in the watershed sanitary surveys. MWDSC completed its SWA in December 2002. The SWA is used to evaluate the vulnerability of water sources to contamination and helps determine whether more protective measures are needed.

A copy of the most recent summary of either Watershed Sanitary Survey or the SWA can be obtained by calling MWDSC at (800) CALL-MWD (225-5693).

### Groundwater Assessment

An assessment of the drinking water sources for the City of Westminster was completed in December of 2002 and is continuously being updated.

Westminster groundwater supply wells are considered most vulnerable to the following potential contaminant sources: gas stations, high density housing, dry cleaners, parks, and road right of ways.

You may request a summary or copy of this assessment by contacting Scott Miller, Water Superintendent, Westminster Water Division at (714) 548-3693.





# Where Does Our Water Come From?



*...and How Does It Get to Us?*

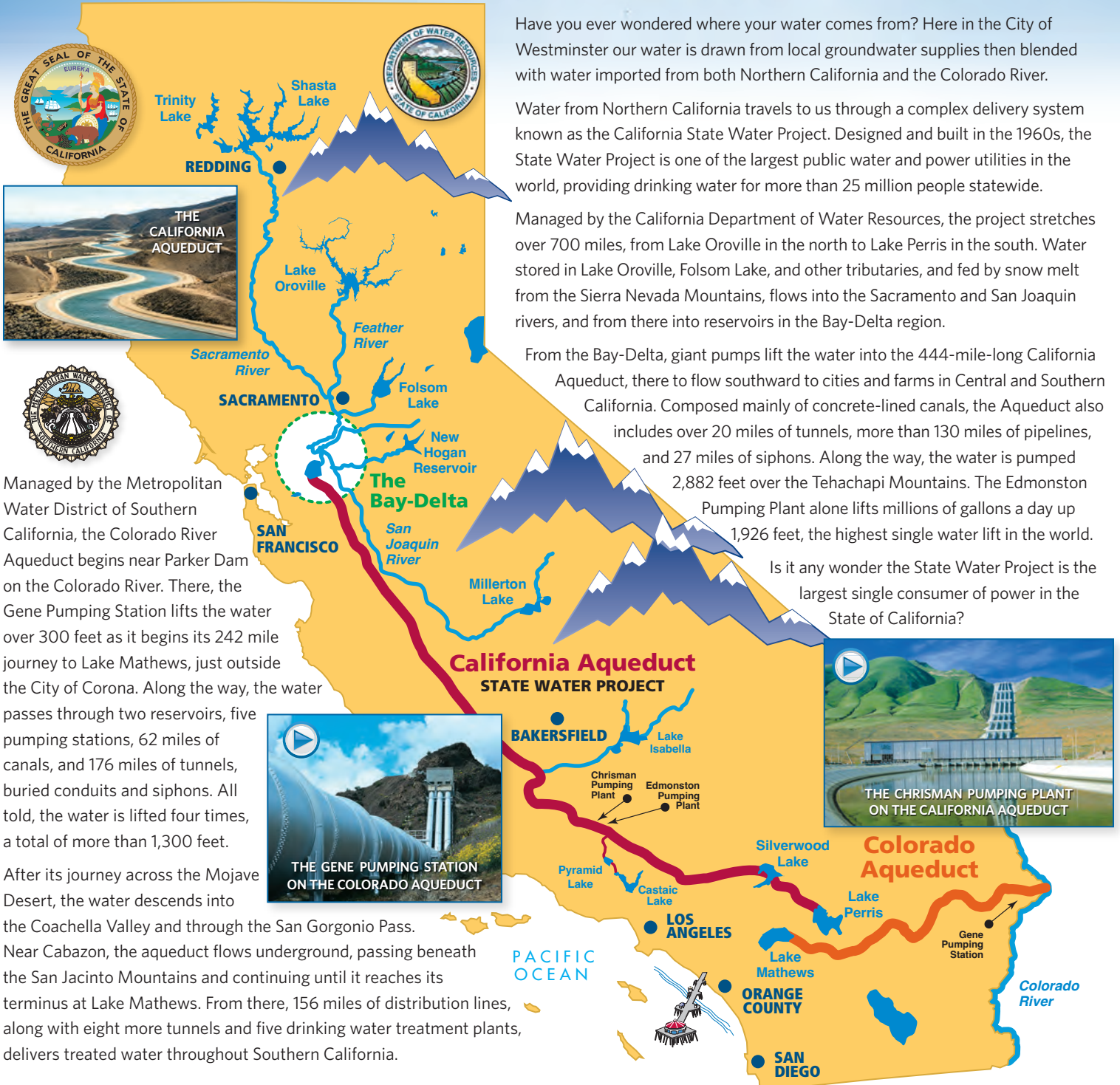
Have you ever wondered where your water comes from? Here in the City of Westminster our water is drawn from local groundwater supplies then blended with water imported from both Northern California and the Colorado River.

Water from Northern California travels to us through a complex delivery system known as the California State Water Project. Designed and built in the 1960s, the State Water Project is one of the largest public water and power utilities in the world, providing drinking water for more than 25 million people statewide.

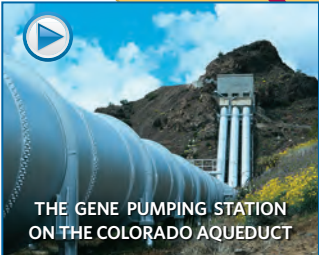
Managed by the California Department of Water Resources, the project stretches over 700 miles, from Lake Oroville in the north to Lake Perris in the south. Water stored in Lake Oroville, Folsom Lake, and other tributaries, and fed by snow melt from the Sierra Nevada Mountains, flows into the Sacramento and San Joaquin rivers, and from there into reservoirs in the Bay-Delta region.

From the Bay-Delta, giant pumps lift the water into the 444-mile-long California Aqueduct, there to flow southward to cities and farms in Central and Southern California. Composed mainly of concrete-lined canals, the Aqueduct also includes over 20 miles of tunnels, more than 130 miles of pipelines, and 27 miles of siphons. Along the way, the water is pumped 2,882 feet over the Tehachapi Mountains. The Edmonston Pumping Plant alone lifts millions of gallons a day up 1,926 feet, the highest single water lift in the world.

Is it any wonder the State Water Project is the largest single consumer of power in the State of California?



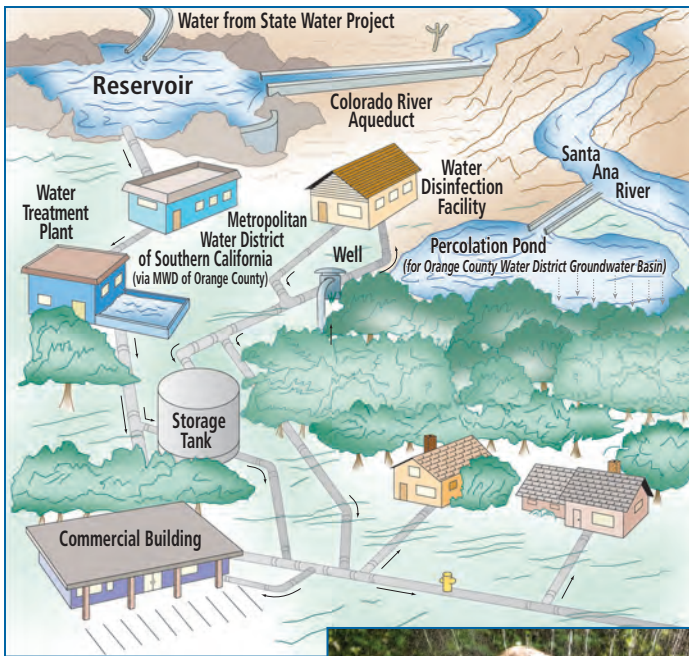
Managed by the Metropolitan Water District of Southern California, the Colorado River Aqueduct begins near Parker Dam on the Colorado River. There, the Gene Pumping Station lifts the water over 300 feet as it begins its 242 mile journey to Lake Mathews, just outside the City of Corona. Along the way, the water passes through two reservoirs, five pumping stations, 62 miles of canals, and 176 miles of tunnels, buried conduits and siphons. All told, the water is lifted four times, a total of more than 1,300 feet.



After its journey across the Mojave Desert, the water descends into the Coachella Valley and through the San Geronio Pass. Near Cabazon, the aqueduct flows underground, passing beneath the San Jacinto Mountains and continuing until it reaches its terminus at Lake Mathews. From there, 156 miles of distribution lines, along with eight more tunnels and five drinking water treatment plants, delivers treated water throughout Southern California.

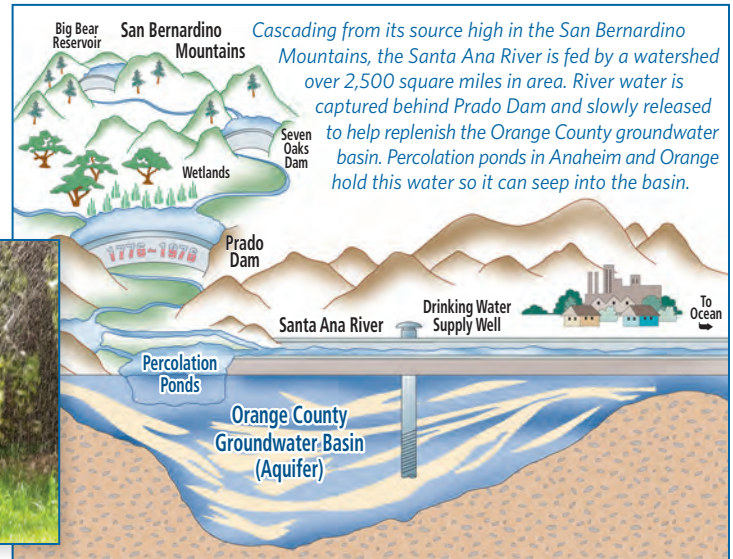






## How Does Our Water Get to Us?

Importing water from hundreds of miles away is only the start to providing you clean, fresh water. Once the water is in the southland, the Municipal Water District of Orange County, in partnership with the Metropolitan Water District of Southern California, pumps the water to individual cities throughout Orange County. The Orange County Water District, which manages the groundwater basin beneath the county, ensures the quality and supply of groundwater throughout its service area. The City of Westminster sits atop the county aquifer and draws water from this local source, then blends it with the imported surface water.



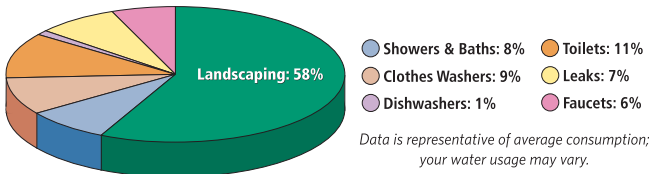
The City of Westminster Water Division vigorously works to ensure the safety of your drinking water and, in conjunction with MWDC and OCWD, continuously monitors the water to verify adherence with drinking water regulations.



## Where Do We Use Water the Most?

Outdoor watering of lawns and gardens makes up approximately 60% of home water use. By reducing your outdoor water use — by either cutting back on irrigation or planting more drought tolerant landscaping — you can dramatically reduce your overall water use.

*Save the most where you use the most: Make your outdoor use efficient.*



## Where Can You Learn More?

There's a wealth of information on the internet about Drinking Water Quality and water issues in general. Some good sites to begin your own research are:

**Metropolitan Water District of So. California:**  
[www.mwdh2o.com](http://www.mwdh2o.com)

**California Department of Water Resources:** [www.water.ca.gov](http://www.water.ca.gov)

**The Water Education Foundation:** [www.watereducation.org](http://www.watereducation.org)

To learn more about **Water Conservation & Rebate Information:**  
[www.bewaterwise.com](http://www.bewaterwise.com)    [www.ocwatersmart.com](http://www.ocwatersmart.com)

And to see the Aqueducts in action, checkout these two videos:

**Wings Over the State Water Project:** [youtu.be/8A1v1Rr2neU](https://youtu.be/8A1v1Rr2neU)

**Wings Over the Colorado Aqueduct:** [youtu.be/KipMQh5tOf4](https://youtu.be/KipMQh5tOf4)

## We Invite You to Learn More About Your Water's Quality

For information about this report, or your water quality in general, please contact Paul Kalix at (714) 548-3699.

To find out about opportunities to participate in public meetings, contact the Westminster City Clerk's office at (714) 898-3311. The City Council meets every second and fourth Wednesday in the Council Chambers at 8200 Westminster Boulevard. We are also reachable by mail at the City of Westminster Water Division, 14381 Olive Street, Westminster, California 92683.

For more information about the health effects of the listed contaminants in the enclosed tables, call the USEPA hotline at (800) 426-4791.



## City of Westminster Water Division

14381 Olive Street    [www.westminster-ca.gov](https://www.westminster-ca.gov)

(714) 548-3690